

Ress Life Investments A/S

MANAGER'S COMMENTS

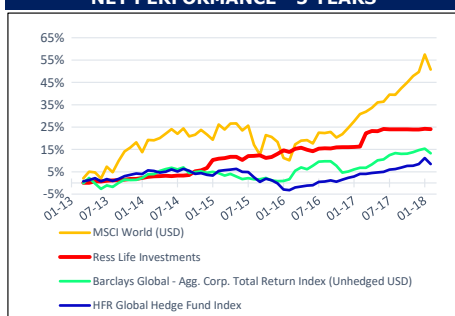
The USD performance of Ress Life Investments A/S was -0.11% in February 2018, taking the 12-month performance to 6.70%. This is in line with our target return of 7% per year. The annual performance of Ress Life Investments over the past five years stands at 4.4% with a volatility of 3.2%, implying a risk adjusted return with a Sharpe ratio of 1.3.

The market for US life insurance policies experienced strong investment activity in the first two months of 2018. This is true both in the tertiary market, where large portfolios are traded, and in the secondary market, where Ress Life Investments is active.

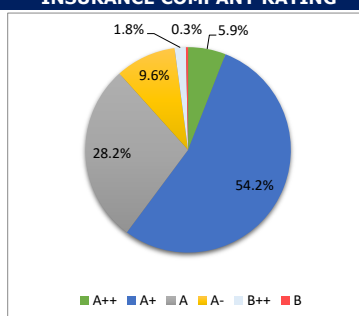
RETURN AND KEY FIGURES

	Ress Life Investments	MSCI World (USD)	Barclays Global - Agg. Corp. Total Return Index (Unhedged USD)	Barclays Global Agg. Total Return Index (Unhedged USD)	HFR Global Hedge Fund Index
Return (Net after fees)					
February 28, 2018	-0.1%	-4.3%	-1.8%	-0.9%	-2.4%
Last 3 months	0.1%	2.0%	-0.5%	0.6%	0.7%
Last 12 months, %	6.7%	15.2%	6.0%	6.0%	4.3%
Year to date 2018, %	0.2%	0.7%	-1.3%	0.3%	0.0%
5 year return	24.1%	50.7%	12.7%	5.3%	8.9%
Annualized return (5 Years)	4.4%	8.6%	2.5%	1.2%	1.6%
Risk and key figures (5 year period)					
Standard deviation, %	3.2%	10.1%	4.3%	4.7%	3.6%
Downside risk, %	0.9%	6.1%	2.8%	3.4%	2.6%
Sharpe ratio	1.3	0.8	0.5	0.2	0.4
Average losing month	-0.3%	-2.2%	-1.0%	-1.1%	-1.1%
Max Drawdown	-1.3%	-13.0%	-5.7%	-7.7%	-8.9%

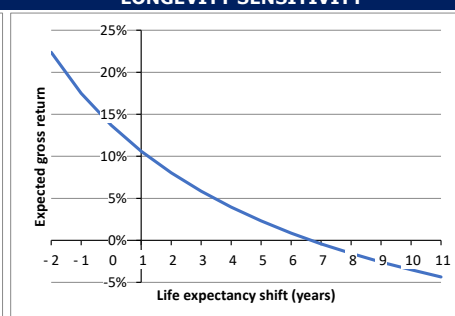
NET PERFORMANCE - 5 YEARS



INSURANCE COMPANY RATING



LONGEVITY SENSITIVITY



MONTHLY RETURN - 5 YEARS (AFTER MANAGEMENT AND PERFORMANCE FEES)

YEAR	JAN	FEB	MAR	APR	MAY	JUN	JUL	AUG	SEP	OCT	NOV	DEC	Return YTD	Net Asset Value (MUSD)
2013	0.05%	-0.03%	0.08%	-0.02%	0.70%	-0.15%	0.37%	0.19%	0.01%	0.28%	0.29%	0.06%	1.85%	17.3
2014	0.36%	0.47%	0.29%	0.11%	0.09%	-0.15%	0.25%	0.01%	0.24%	1.60%	0.42%	1.04%	4.82%	39.9
2015	3.31%	0.51%	0.25%	0.55%	0.02%	-1.26%	1.53%	0.10%	0.18%	-0.98%	0.37%	1.23%	5.88%	63.8
2016	1.41%	-0.63%	1.24%	0.40%	-0.77%	-0.57%	1.02%	0.10%	-0.02%	0.43%	0.06%	0.01%	2.68%	81.6
2017	0.04%	0.15%	5.12%	0.86%	-0.06%	0.77%	-0.15%	0.02%	0.01%	-0.03%	-0.02%	-0.03%	6.77%	87.9
2018	0.27%	-0.11%											0.17%	89.0

CORRELATION MATRIX

	Ress Life Investments	MSCI World (USD)	Barclays Global - Agg. Corp. Total Return Index (Unhedged USD)	Barclays Global Agg. Total Return Index (Unhedged USD)	HFR Global Hedge Fund Index
Ress Life Investments	1	-0.06	0.06	0.00	-0.11
MSCI World	-0.06	1	0.54	0.31	0.87
Barclays Global Agg. Corp. Total Return Index	0.06	0.54	1	0.89	0.41
Barclays Global Agg. Total Return Index	0.00	0.31	0.89	1	0.18
HFR Global Hedge Fund Index	-0.11	0.87	0.41	0.18	1

EXECUTIVE SUMMARY

Strategy: To purchase US life insurance policies on the secondary market

Goal: To manage a diversified life insurance portfolio, which generates stable and attractive returns over the long term

Methodology: Selectively purchasing single US life insurance policies. Use of specially developed proprietary portfolio management and pricing models in order to optimise returns when purchasing policies that are held until maturity

Target: Annual net return of 7% in USD

WHY INVEST?

Risk diversification: Longevity, the main risk factor, is uncorrelated to equities, hedge funds and most other financial risk factors

Alternative fixed income: The risk characteristics are similar to fixed income investments, but with a higher expected return

Stable performance: Realised volatility is 3.2% since January 2013

Capital preservation: The strategy is suitable for investors where capital preservation is a key consideration

Exchange-traded: The company is listed on Nasdaq Copenhagen and a market-maker provides daily prices

INVESTMENT OBJECTIVE AND STRATEGY

Ress Life Investments aims to provide an annual return of 7% with low volatility by investing in the secondary market for US life insurance policies. The primary strategy is to hold the insurance policies until they pay out. The secondary market offers investors the opportunity to acquire life insurance policies at a discount to face value.

Resscapital has developed proprietary models for portfolio management and pricing in order to optimise returns when purchasing policies. Resscapital also collaborates with independent medical underwriters to assess longevity calculations on each policy acquired.

TEAM

Gustaf Hagerud: Managing Director, was previously Head of Asset Management at the public pension fund AP3 in Sweden and has over 30 years' experience in investment management and strategic asset allocation.

Andreas Ametrin: Head of Portfolio Management, has worked internationally for banks and hedge funds, specialising in analysing and developing trading strategies and risk management tools. He has nine years of experience in portfolio management at Resscapital.

Anton Pozine: Portfolio Manager, has held various positions, including Risk Manager and Portfolio Manager at both the parent company Resscapital AB in Sweden and the subsidiary in Luxembourg. He has seven years of experience in the US life insurance market.

Jonas Mårtenson: Founder and Head of Sales, has an international finance background and has been working for major banks in Switzerland, Belgium and the UK, focusing on fund management and structuring derivative products to institutional investors, for over 25 years.

HOW TO INVEST

Subscribe for shares: Ress Life Investments A/S issues new shares at the current Net Asset Value every month. The subscription agreement and the subscription amount in USD should be sent to the administrator. Delivery of new shares is done through VP Securities A/S, which issues and registers the shares. The subscription agreement provides detailed instructions regarding the subscription process. Subscription agreement can be found at: www.resscapi.com/invest/.

Buy shares on the stock exchange: Ress Life Investments A/S is listed on Nasdaq Copenhagen. The company's short name is RLAINV (ISIN DK0060315604). Carnegie Investment Bank acts as market maker and provides daily prices. Shares can be bought through any stock exchange member. Current prices can be found on NasdaqOMX Nordic at: www.nasdaqomxnordic.com/etp/alternativa-investeringsfonder

RISK MANAGEMENT

We thoroughly analyse policies and obtain at least two expert opinions on life expectancies, prior to purchasing. We continuously analyse the portfolio risk and monitor limits on portfolio diversification across insurance companies, life expectancies, age groups, etc. Resscapital only transacts with brokers who are registered and authorised, and all brokerage fees must be disclosed in a clear and transparent manner to the seller.

Diligent credit risk assessment with limits on each insurer has created a diversified life insurance portfolio. Policies are issued by over 50 different US life insurers. 75% of policies are issued by insurance companies with a credit rating of A+ (AM Best).

KEY FACTS

Legal Structure: Limited liability company, incorporated in Denmark – ISIN: DK0060315604

Investment Manager: Resscapital AB

Depository: Nykredit Bank A/S

Administration: Citco Denmark ApS

Securities intermediary: Wilmington Trust

Auditor: Deloitte

Listing: Nasdaq Copenhagen

Market Maker: Carnegie Investment Bank

Liquidity: Monthly subscriptions. No fee with 205 days' notice period. 5% redemption fee with 30 days' notice period

Minimum Investment: USD 150 000

Management Fee: 1.5% per annum

Performance Fee: 15% above hurdle rate

Hurdle rate: 4-week US T-bill +1% with a high watermark. The annual performance fee is capped at 1%.

Nasdaq short name: RLAINV

Bloomberg: RESSINV DC

ISIN: DK0060315604

CONTACT INFORMATION

The Company: Ress Life Investments A/S, Holbergsgade 14, 2 tv, 1057 Copenhagen K, Denmark
Website: www.resslifeinvestments.com

Investment Manager (AIFM): Resscapital AB, PO Box 55916, Florigatan 2, 102 16 Stockholm, Sweden
Website: www.resscapi.com
Phone number: +46 8 545 282 09
Mail: jonas.martenson@resscapital.com

Signatory of:



DISCLAIMER This information sheet (the "Information Sheet") does not constitute or form part of either an invitation, offer or recommendation. Neither Resscapital nor any of their respective directors, officers, employees or any other person makes any promise as to the fairness, accuracy or completeness of this Information Sheet, or of any other information or opinions, whether written or oral, that have been prepared or furnished by Resscapital. Without prejudice to the foregoing, neither Resscapital, nor any of their respective directors, officers, employees or advisers nor any other person shall be liable for any loss or damage (whether direct, indirect or consequential) suffered by any person as a result of relying on any statement in or omission from this Information Sheet. Nothing in this Information Sheet should be construed as legal, financial, accounting, tax or other advice.