

# RESS CAPITAL

February 2021

## Ress Life Investments A/S

NAV: 2085.40

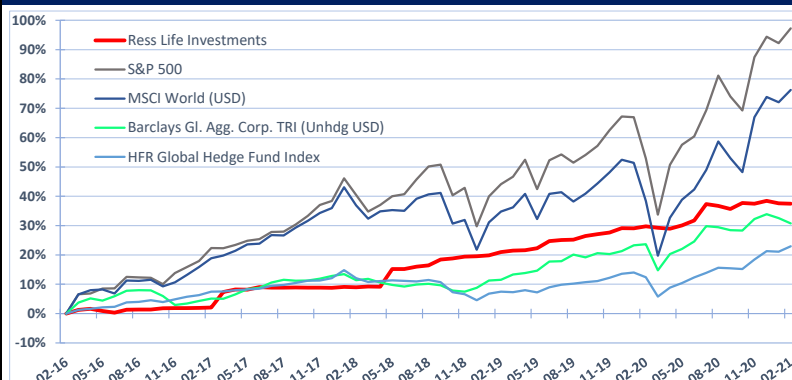
AUM: 244.5 MUSD

### MANAGER'S COMMENTS

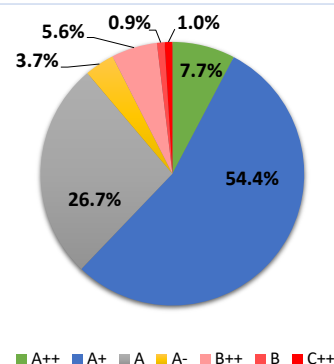
The net return of Ress Life Investments was -0.09% in US dollars in February. Ress Life Investments had a flat return in February since the portfolio had no policy payouts during the month. The return profile of a life insurance portfolio is stable with periods of flat performance followed by strong positive returns when policies mature. Longevity, the main risk factor in a life insurance portfolio is fundamentally uncorrelated with other financial risk factors.

Assets under management continue to increase and is now 244.5 million US dollars. Ress Life Investments owns over 350 life insurance policies issued by 55 highly rated US life insurance companies. The total face value of the portfolio is approximately 950 million US dollars. In the last five years, the annual net return is 6.6% and the Sharpe ratio is 1.3.

### NET PERFORMANCE - 5 YEARS



### INSURANCE COMPANY RATING



### RETURN AND KEY FIGURES

Data as of 26 February 2021

	Ress Life Investments (USD)	MSCI World, Price (USD)	S&P 500	Barclays Global - Agg. Corp. Total Return Index (Unhedged USD)	HFR Global Hedge Fund Index
<b>Return (Net after fees)</b>					
February 2021	-0.1%	2.5%	2.6%	-1.4%	1.5%
Year to date, %	-0.7%	1.4%	1.5%	-2.4%	1.4%
Last 12 months, %	6.0%	27.4%	29.0%	5.7%	9.4%
5 Year return	37.5%	76.3%	97.2%	30.7%	22.9%
Annualised return (3 Years)	8.1%	8.8%	12.0%	5.5%	3.1%
Annualised return (5 Years)	6.6%	12.0%	14.6%	5.5%	4.2%

### Risk and key figures - 5 year period

	Ress Life Investments (USD)	MSCI World, Price (USD)	S&P 500	Barclays Global - Agg. Corp. Total Return Index (Unhedged USD)	HFR Global Hedge Fund Index
Annualised Standard deviation, %	4.1%	14.9%	15.1%	6.1%	4.8%
Downside deviation, annualised %	0.7%	9.8%	9.7%	3.9%	3.5%
Sharpe ratio	1.3	0.7	0.9	0.7	0.7
Average losing month	-0.2%	-3.8%	-4.0%	-1.1%	-1.2%
Winning Months	68.3%	71.7%	73.3%	65.0%	73.3%
Best Month	5.6%	12.7%	12.7%	4.8%	2.9%
Worst Month	-0.8%	-13.5%	-12.5%	-7.2%	-5.9%
Max Drawdown	-1.3%	-21.4%	-20.0%	-7.2%	-8.9%

### MONTHLY RETURNS - (AFTER MANAGEMENT AND PERFORMANCE FEES)

Year	Jan	Feb	Mar	Apr	May	Jun	Jul	Aug	Sep	Oct	Nov	Dec	Annual	Net Asset Value (MUSD)
2016	1.41%	-0.63%	1.24%	0.40%	-0.77%	-0.57%	1.02%	0.10%	-0.02%	0.43%	0.06%	0.01%	2.68%	81.6
2017	0.04%	0.15%	5.12%	0.86%	-0.06%	0.77%	-0.15%	0.02%	0.01%	-0.03%	-0.02%	-0.03%	6.77%	87.9
2018	0.27%	-0.11%	0.21%	-0.05%	5.57%	-0.03%	0.71%	0.38%	1.71%	0.29%	0.52%	0.15%	9.91%	117.1
2019	0.26%	0.90%	0.45%	0.08%	0.58%	1.99%	0.26%	0.15%	0.97%	0.46%	0.48%	1.15%	7.99%	180.1
2020	-0.03%	0.51%	-0.40%	-0.24%	0.90%	1.30%	4.20%	-0.42%	-0.80%	1.55%	-0.18%	0.69%	7.21%	237.9
2021	-0.61%	-0.09%											-0.70%	244.5

### CORRELATION MATRIX - 5 YEARS

	Ress Life Investments (USD)	MSCI World (USD)	S&P 500	Barclays Gl. Agg. Corp. TRI (Unhdg USD)	HFR Global Hedge Fund Index
Ress Life Investments	1	0.11	0.11	0.17	0.09
MSCI World (USD)	0.11	1	0.98	0.64	0.90
S&P 500	0.11	0.98	1	0.59	0.88
Barclays Gl. Agg. Corp. TRI (Unhdg USD)	0.17	0.64	0.59	1	0.68
HFR Global Hedge Fund Index	0.09	0.90	0.88	0.68	1

# RESS CAPITAL

## INVESTMENT OBJECTIVE AND STRATEGY

**Investment Objective:** Ress Life Investments aims to provide long-term uncorrelated returns in US dollars with a low volatility.

**Strategy:** Ress Life Investments selectively purchases US life insurance policies. The primary strategy is to hold the insurance policies until they pay out. The secondary market offers investors the opportunity to acquire life insurance policies at a discount to face value.

The investment manager has developed proprietary models for portfolio management and pricing in order to optimise returns when purchasing policies. Resscapital also collaborates with medical experts to assess longevity calculations on each policy acquired.

**Target:** Annual net return of 7% in US dollars.

## WHY INVEST?

**Risk diversification:** Longevity, the main risk factor, is uncorrelated to equities, hedge funds and most other financial risk factors.

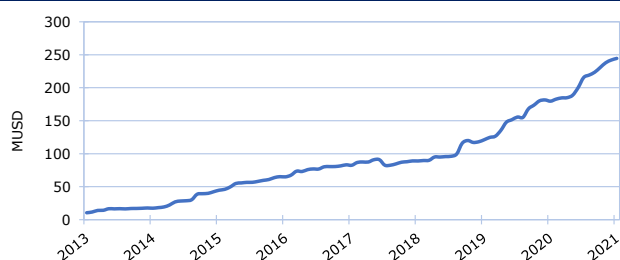
**Alternative fixed income:** The risk characteristics are similar to fixed income investments, but with a higher expected return

**Stable performance:** Realised volatility is 4.1% and the Sharpe ratio is 1.3 during the last five years.

**Capital preservation:** The strategy is suitable for investors where capital preservation is a key consideration.

**Exchange-traded:** Ress Life Investments is listed on Nasdaq Copenhagen and a market-maker provides daily prices.

## AUM SINCE INCEPTION



## RISK MANAGEMENT

Policies are thoroughly analysed and at least two expert opinions are obtained on life expectancies, prior to purchasing. Portfolio risks and limits on portfolio diversification across insurance companies, life expectancies, age groups, etc. are monitored continuously. Resscapital only transacts with brokers who are registered and authorised, and all brokerage fees must be disclosed in a clear and transparent manner to the seller.

Diligent credit risk assessment with limits on each insurer has created a diversified life insurance portfolio. Policies are issued by over 50 different US life insurers. Over 90 % of the policies are issued by insurance companies with a credit rating of A or higher (AM Best).

## MANAGEMENT TEAM

**Gustaf Hagerud:** Managing Director, was previously Head of Asset Management at the public pension fund AP3 in Sweden and has over 30 years' experience in strategic asset allocation and investment management.

**Anton Pozine:** Head of Portfolio Management, has extensive experience in both life settlements and longevity-linked assets. Anton holds a M.Sc. in Industrial Engineering and Management from the Linköping Institute of Technology in Sweden.

**Fredrik Thor:** Portfolio Manager, has over 25 years of experience in the financial industry. Fredrik holds a Master of Science degree from the Royal Institute of Technology in Stockholm.

**Jonas Mårtensson:** Founder and Head of Sales, has an international finance background and has been working for major banks in Switzerland, Belgium and the UK, focusing on fund management and structuring derivative products to institutional investors.

**Cristina Lugaro:** Institutional sales, has over 15 years of experience in the financial industry. Cristina holds an MBA from Solvay Business school and a Bachelors of Arts from Vesalius College in Belgium.

**Johan Jonson:** Risk Manager, has 30 years of experience in the financial industry. Primarily in investment management and risk management with alternative investment funds and corporate treasuries.

## KEY FACTS

**Legal Structure:** Danish corporation

**Investment Manager:** Resscapital AB

**Depository:** Artha Fondsmæglerselskab A/S

**Administration:** Citco Denmark ApS

**Securities intermediary:** Wilmington Trust

**Auditor:** Deloitte

**Listing:** Nasdaq Copenhagen

**Market Maker:** Carnegie Investment Bank

**Liquidity:** Monthly subscriptions. Monthly redemptions with 180 days' notice period.

**Minimum Investment:** USD 150 000

**Management Fee:** 1.5% per annum

**Performance Fee:** 15% above hurdle rate, The annual performance fee is capped at 1% of assets under management

**Hurdle rate:** 4-week US T-bill +1% with a high watermark

**Nasdaq short name:** RLAINV

**Bloomberg:** RESSINV DC

**ISIN:** DK0060315604

## HOW TO INVEST

**Subscribe for shares:** Ress Life Investments A/S issues new shares at the current Net Asset Value every month. The subscription agreement provides detailed instructions regarding the subscription process. Subscription agreement can be found at: [www.resscapital.com/invest/](http://www.resscapital.com/invest/).

**Buy shares on the stock exchange:** Ress Life Investments A/S is listed on Nasdaq Copenhagen. The company's short name is RLAINV (ISIN DK0060315604). Shares can be bought through any stock exchange member. Current prices can be found on NasdaqOMX Nordic at: [www.nasdaqomxnordic.com/etp/alternativa-investeringsfonder](http://www.nasdaqomxnordic.com/etp/alternativa-investeringsfonder)

## CONTACT INFORMATION

**The Company (AIF):** Ress Life Investments A/S, Holbergsgade 14, 2 tv, 1057 Copenhagen K, Denmark  
Website: [www.resslifeinvestments.com](http://www.resslifeinvestments.com)

**Investment Manager (AIFM):** Resscapital AB, PO Box 55916, Florigatan 2, 102 16 Stockholm, Sweden  
Website: [www.resscapital.com](http://www.resscapital.com)  
Phone number: +46 8 545 282 09  
Mail: [jonas.martensson@resscapital.com](mailto:jonas.martensson@resscapital.com)

Signatory of:



**DISCLAIMER** This information sheet (the "Information Sheet") does not constitute or form part of either an invitation, offer or recommendation. Neither Resscapital nor any of their respective directors, officers, employees or any other person makes any promise as to the fairness, accuracy or completeness of this Information Sheet, or of any other information or opinions, whether written or oral, that have been prepared or furnished by Resscapital. Without prejudice to the foregoing, neither Resscapital, nor any of their respective directors, officers, employees or advisers nor any other person shall be liable for any loss or damage (whether direct, indirect or consequential) suffered by any person as a result of relying on any statement in or omission from this Information Sheet. Nothing in this Information Sheet should be construed as legal, financial, accounting, tax or other advice.